



2019 NHSOA/NSAA Volleyball Summit

ADVANCED PROTOCOLS

✓

✓

✓

Informal Signals


- Displayed in the middle of the chest
- While standing far enough away from the pole to be seen clearly
- Quickly enough so that the first referee can make the call in a timely manner
- Drop the signal immediately if the first referee indicates a different decision

Informal Signals


- A back-row attack or back-row block
 - If not acknowledged, the second referee may whistle this fault
- A ball contacting the floor
 - If not acknowledged, the second referee may whistle this fault
- 2 hits or an illegal attack
 - Only when the play is out of the view of the first referee
 - The second referee may NOT whistle this fault




2019 NHSOA/NSAA Volleyball Summit

Informal Signals 

- No touch on the block/possible 4 hits violation
 - The second referee may NOT whistle this fault
- A subtle touch of the ball as it goes out of bounds
 - Should be used sparingly and only when the touch might not have been seen by the first referee
- Out, Off You
 - To indicate which team caused the ball to hit the antenna
 - To indicate which team touched the ball last

Informal Signals: First Referee 

- Used to communicate to coaches that the referee was aware of a potential decision or to provide information regarding the reason for the continuation of play
- Legal Back-Row Attack
 - Attacker was behind the line
 - Ball was contacted below the height of the net

Second Referee Signal Sequence 

- When the second referee initiates the call:
 - Whistle
 - Step to the offending side
 - Signal the fault
 - Signal the player at fault (net violations only)
 - WAIT for the first referee to award the point



2019 NCSOA/NSAA Volleyball Summit



