




2019 NHSOA/NSAA Volleyball Summit

YOU CAN'T PLEASE EVERYONE...




Making the Judgment Calls

The Challenge




Know the Rules




- Legal contact is a touch of the ball by any part of the player's body which does not allow the ball to visibly come to rest or involve prolonged contact.
 - Prolonged contact is illegal on any team contact.
- Multiple contacts are more than one contact by a player during one attempt to play the ball.
 - Multiple contacts are legal on any first team contact.




2019 NHSOA/NSAA Volleyball Summit

NFHS Ball Handling Directive 

- Increase in continuation of play when judging second ball contacts that are directed to a teammate.
- A player in good position must play the ball without discernible double contacts.
- Less severe judgment is applied to a contact by a player who makes a challenging or spectacular play while maintaining a legal play.
- Mishandled balls resulting in a blatant fault should still be called, regardless of the challenging or spectacular nature of the play.

Be Consistent! 

- Consistency does not mean that you will make the same number of calls on each team.
- Consistency means similar contacts must be judged the same way.
 - This is especially difficult when the setters have different skill levels.
- Consistency requires that you set a level of ball handling that can be maintained.
 - Once you establish your expectations, you are stuck with them.
 - Beware of the “slippery slope” of starting too loose or too tight.


Hindrances to Consistency 

- “Automatic” calls
 - Ball recovered out of the net
 - Hitting the ball upward with an open palm
 - Contact with the ball from behind a player’s head
 - Ball that is overrun by a player
 - One-handed sets


REBOUND IS THE KEY!




2019 NHSOA/NSAA Volleyball Summit

Hindrances to Consistency 

- “Automatic” calls
- Body position
- Unorthodox technique
- Level of setters and disparity between setters
- Non-setters
- Spin of the ball
- Coaches’ expectations
- Fan expectations

Judge the Contact 


- The only valid criterion for judging ball handling is VISION!
 - Not the sound of the contact
 - Not the technique or position of the player
 - Not the flight of the ball
 - Not the roar of the coach or the crowd
- Unusual-looking contacts CAN be legal.
- Get your eyes “ahead” of the ball and watch the play unfold for better anticipation.
- Stay with the ball until the contact is made.
- If there is any uncertainty—do not make a call!.

Multiple Contacts 


- Multiple contacts are allowed on the first team contact—including rebounding from one part of the body to another.
 - Contacts must be part of a single attempt to play the ball.
- A ball that “rolls” up the arms is considered multiple contacts.
 - Legal on the first contact as long as the ball does not “come to rest”; illegal on second or third team contact.




2019 NHSOA/NSAA Volleyball Summit


Two-Handed Sets 


- Spin \neq a double hit.
- Back spin or forward spin usually indicates poor form, not a true double hit.
- Side spin on a two-handed set usually indicates a double hit.




“Deep Dish” Sets 

- Watch for “over control.”
- Watch for the ball coming to rest in the setter’s hands.
- The contact point and release point should be the same.




One-Handed Sets 

- Legal one-handed sets will almost always spin.
- The only possible violation is an illegal hit.
 - ONLY if the ball visibly comes to rest or there is prolonged contact.
- One handed sets should not be judged any differently than other one-handed contacts.







2019 NHSOA/NSAA Volleyball Summit

“Tips” or “Dumps” 

- Possible causes of an illegal hit:
 - The ball stops in the player’s hand.
 - The player brings the ball back before releasing it.
 - The player contacts the ball behind the head and brings it forward.
 - Contact begins on one side of the body, and the ball is released on the other side.

Questions to Ask Yourself 

- Am I looking too hard to find fault with the first contact on the ball?
- Will I be able to keep up with the level of calls made in the beginning of the match?
- Am I inserting myself into the match too much?
- Am I making it fair for everyone without giving an advantage to one team?

Summary 

- Develop a “philosophy of ball handling.”
- Watch experienced referees as often as possible.
 - Notice the contacts that do or do not call.
 - If appropriate, ask them what criteria they used to make their judgments.
- Ask your partners for feedback after each match.
- Don’t over think.
 - “When in doubt, play it out!”
