





2019 NHSOA/NSAA Volleyball Summit

BASIC PROTOCOLS




Prematch with Partner



- Maintaining eye contact
- Sanction procedures
- Conversation with coaches
- Issues with the table
- Net faults
- Center line faults
- Discreet signals
- Exit plan


Prematch Protocols




- Inspect the court and equipment:
 - Court markings
 - Net height (7'4 $\frac{1}{8}$ "
 - Referee stand
 - Padding
 - Antennas
- Establish unplayable areas, obstructions, and out of bounds.
- Ensure benches are 6 feet from the sideline and behind the attack line.




2019 NHSOA/NSAA Volleyball Summit

Prematch Protocols 

- Collect rosters from both coaches at the prematch conference
 - What if a coach does not bring the roster?
 - What is the penalty for a late roster?
 - What about changes to the roster?
- Handling jewelry
 - What about band-aids/tape?
 - How should you address jewelry?
 - What is the penalty for jewelry?
 - Before the match?
 - During the match?

Prematch Protocols 


- Monitor warmups
 - Legality of uniforms
 - Libero contrast
 - Jewelry or illegal equipment
- Second referee collects lineups from coaches by the deadline
 - What is the deadline prematch?
 - What is the penalty for a late lineup?
 - What is the penalty for an incorrect lineup (wrong player, duplicate player, etc.)?

Prematch with Line Judges 

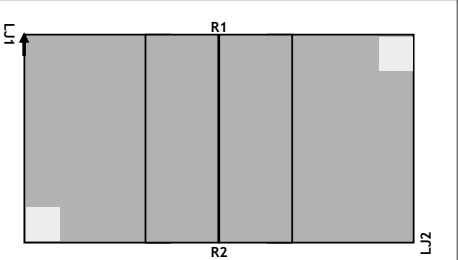
- Try to gather all of the line judges that will work during the match.
 - Ask them about their experience and adjust your instructions accordingly.
- Develop a “script” that works for you!
 - Be brief, but specific!
 - Prepare them for the possibility of being overruled.




2019 NHSOA/NSAA Volleyball Summit

Prematch with Line Judges 


- Position when server is near the line judge
- Shared corner responsibilities



The diagram shows a rectangular court divided into three vertical sections. The top-left corner is labeled 'L1', the top-right corner is 'R1', the bottom-right corner is 'L2', and the bottom-left corner is 'R2'. There are small shaded squares in the corners of the court.

Prematch with Table Crew 


- Scorer
 - Ask about their normal "routine."
 - Review substitution procedures.
 - Remind them of the things you need to know.
 - 15th-18th substitutions
 - Captain leaves the court
 - Second time-out by a coach
 - Set point
 - Give specific information about handling a wrong server.
 - Double check that the scoresheet is setup properly before the set begins.

Prematch with Table Crew 


- Libero Tracker
 - Confirm they understand the replacement guidelines.
 - Discuss the double replacement when the libero serves.
 - Emphasize the importance of noticing when the libero replaces a substituted player.
 - Remind them that any illegal replacements should be reported immediately.
 - Encourage them to assist the scorer with substitutions.




2019 NHSOA/NSAA Volleyball Summit

Prematch with Table Crew 

- **Timer**
 - Ensure they know how to use the scoreboard.
 - Confirm when they should use the horn during timed warm-ups.
 - Discuss the procedure for starting and stopping the clock for time-outs.
 - Discuss the procedure for starting the clock for the interval between sets.
 - Remind the timer to check with the scorer regularly to ensure the score is correct.

Between Sets 

- **Return lineups to the coaches**
 - Ensures they receive them promptly
- **Collect lineups by the deadline**
 - What is the deadline between sets?
- **Recommended protocol**
 - Wait near the table
 - Meet the coach to collect
 - Do not hover over the coach or enter the coach's area

Post Match 

- Referees leave the playing area together.
- Neither avoid nor seek contact with coaches.
- Refrain from making any public statements concerning the match.
- Have post-match debrief with your partner.
 - Discuss any controversies
 - Significant plays
 - Judgment calls
